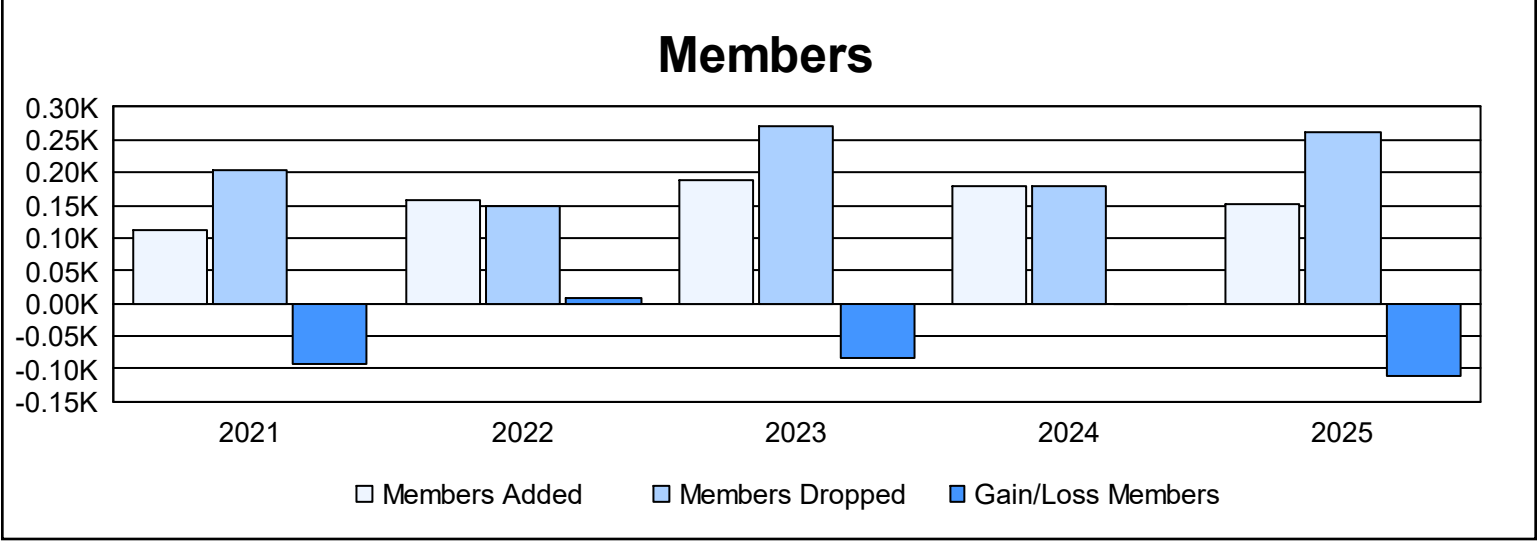
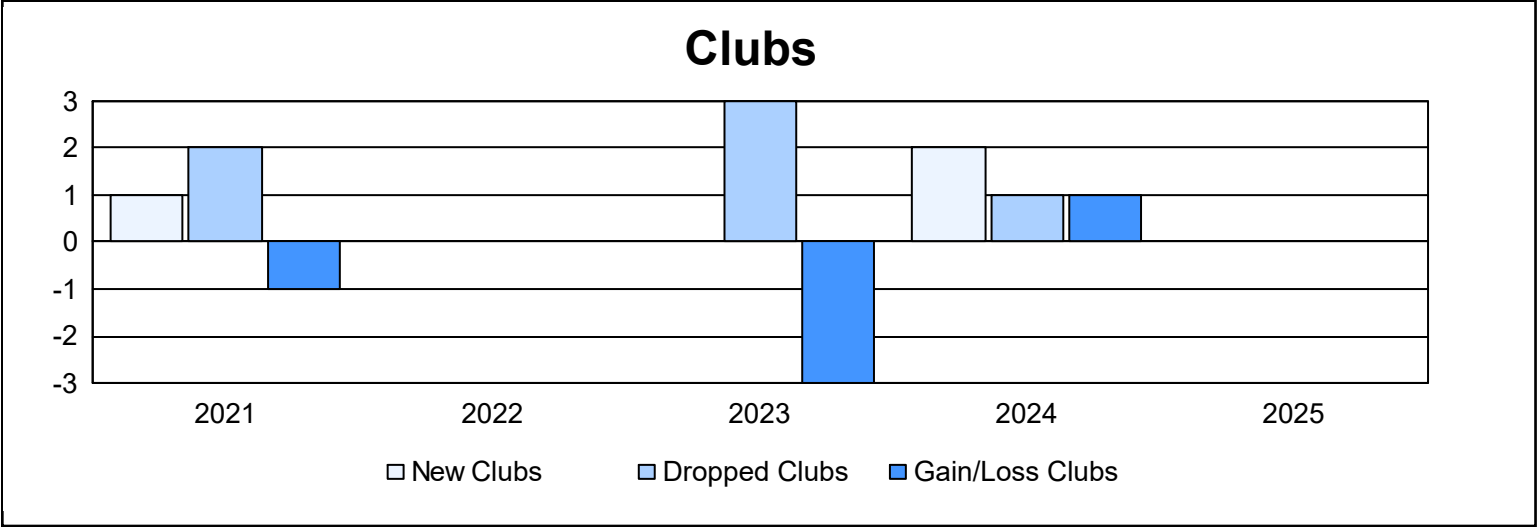
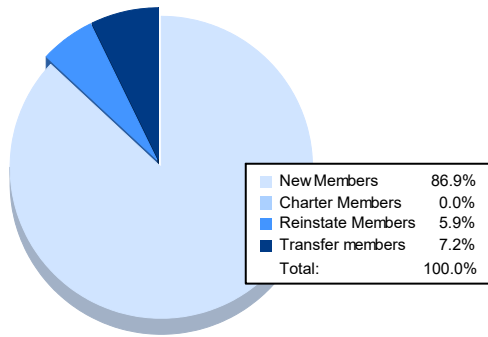


| Year | New Clubs | Dropped Clubs | Gain/ Loss Clubs | New Members | Charter Members | Reinstate Members | Transfer Members | Total Member Added | Total Members Dropped | Gain/ Loss Members |
|-----------|-----------|---------------|------------------|-------------|-----------------|-------------------|------------------|--------------------|-----------------------|--------------------|
| 2020-2021 | 1 | 2 | -1 | 59 | 39 | 4 | 10 | 112 | 203 | -91 |
| 2021-2022 | 0 | 0 | 0 | 143 | 0 | 7 | 7 | 157 | 148 | 9 |
| 2022-2023 | 0 | 3 | -3 | 148 | 8 | 17 | 14 | 187 | 270 | -83 |
| 2023-2024 | 2 | 1 | 1 | 112 | 48 | 12 | 6 | 178 | 179 | -1 |
| 2024-2025 | | | | 133 | 0 | 9 | 11 | 153 | 263 | -110 |
| Average | 1 | 2 | -1 | 119 | 19 | 10 | 10 | 157 | 213 | -55 |



Membership Composition June 2025 Cumulative



Gender Composition June 2025 Cumulative

